

## Technical Data Sheet.

# Priomat 1K Universal Primer Surfacer 4095



The new Priomat 1K Universal Primer Surfacer 4095 Aerosol offers improvements in productivity particularly where smaller repairs are concerned. The repair process is shortened considerably thanks to a reduction in process steps, simple universal application, and rapid-drying performance.

The product is designed to enhance fast working processes and can be used directly on bare metal and the most common plastic substrates during a collision repair.

The innovative Priomat 1K Universal Primer Surfacer 4095 helps bodyshops to be more efficient, profitable, and sustainable.

- Application directly on all metal and common plastic substrates
- Very good corrosion protection
- Promotes shorter process times and reduces the number of products needed per repair leading to reduced material consumption
- Short flash-off and drying times - considerably shorter when compared to existing aerosol primers
- Easy application thanks to SprayMax technology, very good sprayability and flow
- High filling power - easy sanding
- Can be recoated after sanding with both with waterborne basecoats as well as solvent-based basecoats and topcoats
- Excellent adhesion and intercoat adhesion

For professional use only!

Spies Hecker simply closer.



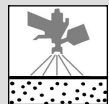
An Axalta Coating Systems Brand

# Priomat 1K Universal Primer Surfacer 4095

## Product preparation - application STANDARD



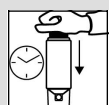
It is strongly recommended to use appropriate personal protection equipment during application to avoid respiratory, skin and eye irritation.



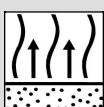
Bare steel sanded and cleaned  
Galvanised steel or aluminium sanded and cleaned  
Old or original paintwork well sanded and cleaned.  
OEM Primer (e-coat), sanded and cleaned  
Repairs to exterior common plastic car parts, sanded and cleaned.



Shake before use. (for at least 2 minutes)  
Make a spray test after shaking.



Not applicable



1 - 3 coats

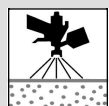
with intermediate flash-off: 2 min - 5 min at 20°C



|            |                 |
|------------|-----------------|
|            | 4095            |
| 18 - 22 °C | 15 min - 30 min |



P600 - P800  
P800 - P1000





2K Surfacer  
Permahyd Hi-TEC Base Coat 480 / Permahyd Base Coat 280/285 + Clearcoat  
Permacron Basecoat 293/295 + Clearcoat  
Permasolid HS Automotive Top Coat 275 / Permacron Automotive Top Coat 257 / Permacron MS Automotive Top Coat 730

VOC compliant

2004/42/IIB(e)(840) 681: The EU limit value for this product (product category: IIB(e)) in ready to use form is maximum 840 g/l of VOC. The VOC content of this product in ready to use form is maximum 681 g/l.

# Priomat 1K Universal Primer Surfacer 4095

## Products

|  |  |
|--|--|
|  | Priomat 1K Universal Primer Surfacer 4095  |
|  | 20 - 40 µm   |
| <b>Theoretical coverage</b>  | <p>65 m<sup>2</sup>/l at 1 micron dry film thickness</p> <p>Due to different hardener characteristics and different mixing ratios of the ready-to-use mixture in some TDS versions, the theoretical coverage calculation may vary.</p> <p>Note: The practical material consumption depends on several factors, e.g. geometry of the object, surface formation, application method, spray gun setting, inlet pressure, etc.</p> |
|  | After use, hold aerosol can upside down and spray briefly to clean nozzle.   |

## Remarks

- Material has to be at room temperature (18-25°C) before use.
- Application distance to the substrate should be 15 until 25 cm.
- Owing to the wide variety of metal alloys and manufacturing processes, it is essential to carry out a preliminary test on the respective substrate to ensure that the pretreatment is sufficient to guarantee perfect adhesion.
- Not suitable for application on thermoplastic paintwork.
- Do not recoat with polyester products.
- When repairing plastic car parts, ensure that the clearcoat or topcoat has to be elastified in accordance to the individual technical data sheet of the product in use.
- Do not recoat with epoxy products.

Consult Safety Data Sheet prior to use. Observe the precautionary notices displayed on the container.

All other products referred to in the refinish build up are from our Spies Hecker product range. System properties will not be valid when the related material is used in combination with any other materials or additives which are not part of our Spies Hecker product range, unless explicitly indicated otherwise.

For professional use only! The information provided in this documentation has been carefully selected and arranged by us. It is based upon our best knowledge on the subject at the date of issuance. The Information is given for information purposes only. We are not liable for its correctness, accuracy and completeness. It is up to the user to check the information with regard to up-to-dateness and suitability for his intended purpose. The intellectual property in this Information, including patents, trademarks and copyrights, is protected. All rights reserved. The relevant Material Safety Data Sheet and Warnings displayed on the product label need to be observed. We may modify and/ or discontinue operation of all or portions of this Information at any time in our sole discretion, without notice and assume no responsibility to update the Information. All rules set forth in this clause shall apply accordingly for any future changes and amendments.